

## PORTFOLIO INFORMATION

Class Launch Date	14 Dec 2018
Benchmark	S&P 500
Pension Fund Act Reg 28	Non-compliant
Investment Horizon	5 years or longer
Risk Rating	Average to High Risk
JSE Share Code	UABCPA

## PORTFOLIO OBJECTIVE

- A US Dollar, Capital-Growth Portfolio
- Targeting better performance than the S&P 500
- International-listed exposure
- A building block in a long-term investment portfolio
- Suggested Investment Term 5 years +

### Portfolio investment policy requirements

AnBro Capital has always held a component of smaller, high-growth investments in its International long-term equity portfolios. The award-winning Unicorn Portfolio looks to isolate this piece of the larger portfolio and provide focused exposure with exceptionally strong growth potential, in hard currency. The S&P 500 is the benchmark for the Unicorn Portfolio.

## INVESTOR PROFILE

### Institutional or retail investors who -

- Have a capital-growth mindset
- Have a long-term investment profile of at least 5 years
- Target above inflationary capital returns
- Look for an allocation to high-growth equities
- Are willing and able to withstand short-term market fluctuations due to the large exposure to equities.

## FEES AND EXPENSES (%)

Total Investment Charge***	1.95
Total Expense Ratio	0.00
UBS/ABSA Platform Fee (excl. VAT)	0.60
Annual Management Fee (excl. VAT)	1.35
Performance Fees	0.00

## WHO ARE WE?

AnBro Capital is a boutique asset management business which aims to use its investment knowledge and experience to assist a select number of Institutions, Independent Financial Advisors (IFA's) and Ultra-High-Net Worth (UHNW) Individuals manage the portion of their assets committed to equities in their overall allocation model.

### General Enquiries

- ✉ JAntonie@AnBro.co
- ☎ +27 (21) 140 3435
- 🌐 AnBro.co

### Justiné Brophy

- Fund Manager  
✉ JBrophy@AnBro.co

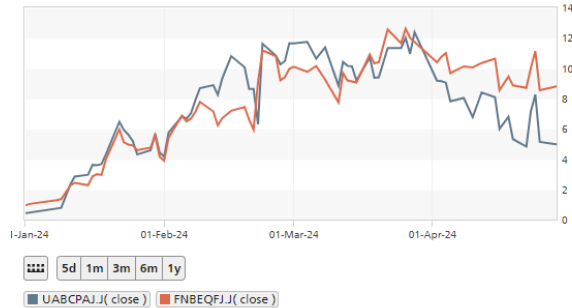
### Craig Antonie

- Chief Investment Officer  
✉ CAntonie@AnBro.co

### Lloyd Priestman

- Fund Manager  
✉ LPriestman@AnBro.co

## PORTFOLIO PERFORMANCE




### Performance

1 Month	-6.5%
3 Month	-1.25%
6 Month	13.09%
12 Month	13.72%
YTD	4.14%
Since Issue	91.56%

### Highs/Lows

	Price	Date
1 Year High	205.53	01-04-2024
1 Year Low	166.82	03-05-2023
All Time High	291.04	12-02-2021
All Time Low	87.5	24-12-2018

### Equities Weighted Sector

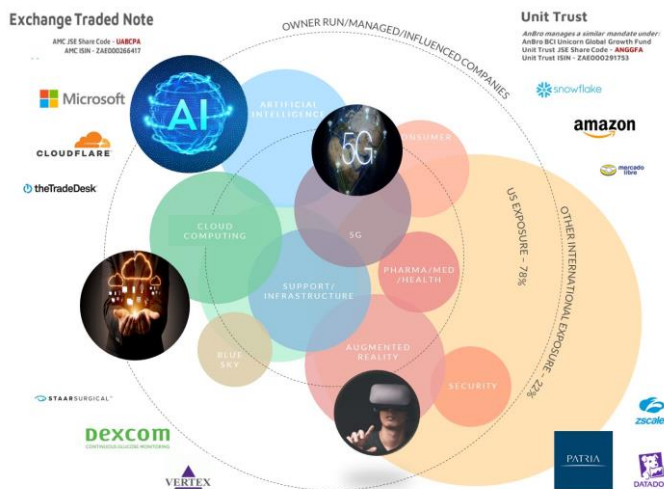


### Monthly Returns (%)

	Jan	Feb	Mar	Apr	May	Jun	Jul	Aug	Sep	Oct	Nov	Dec	Annual
2024	2,86	8,07	0,18	-6,50									4,12
2023	11,77	3,37	0,84	0,50	12,36	-1,34	-6,35	3,57	-2,62	-3,60	7,27	0,88	27,90
2022	-19,13	-1,12	-7,74	-11,38	-10,40	-4,07	13,43	2,49	-5,12	5,17	-7,54	-5,74	-43,18
2021	9,82	1,97	-13,41	1,63	-10,02	17,00	-0,91	2,92	1,36	9,07	-2,64	-6,55	6,42
2020	10,81	0,49	-16,01	20,79	13,39	11,41	7,90	6,06	0,03	-3,62	16,37	1,00	85,05

\*Performance net of fees

## PORTFOLIO COMPOSITION & TOP HOLDINGS



Trading Efficiency  
3 Years  
Foreign Equity - Actively Managed  
Certificates  
**UBS**  
UBS AnBro Capital Unicorn  
Global Equity AMC  
(UABCPA)  
Learn more about the ETP >>>